

KEMPEROL 2K-PUR

SOLVENT-FREE AND ODOURLESS FOR INDOORS AND OUTDOORS







CONTENTS

1 KEMPEROL 2K-PUR

- 04 About KEMPEROL 2K-PUR
- 06 Product details
- 08 System solution
- 09 Matching products
- 10 Application

2 The waterproofing in use

- 12 Löwenburg, Kassel
- 14 Nursery flat roof, Stegaurach
- 16 Station platform roofing, Miskolc, Hungary
- 17 Städel Museum, Frankfurt am Main

3 Advice and **service**

- 18 Service, advice and contact information

KEMPEROL 2K-PUR

THE VERSATILE WATERPROOFING

Two components and applicable anywhere. This is our liquid waterproofing **KEMPEROL 2K-PUR**, which is not just suitable for roofs, balconies and terraces. The solvent-free and odourless waterproofing is an especially good choice for sensitive areas such as


kindergartens, schools, hospitals and retirement homes and can also be applied while the air conditioning system is in operation. Try it for yourself to discover the easy application and the unbeatable product benefits.





PRODUKT- DETAILS

KEMPEROL 2K-PUR can be used anywhere, indoors or outdoors: on roofs, balconies and terraces as well as in bathrooms, kitchens and utility rooms. The waterproofing is also suitable for protecting parking decks, is resistant to root penetration according to the FLL test and can be used in combination with other products. Good to know: **KEMPEROL 2K-PUR** also meets sustainability criteria – because a good 80% of the resins used are obtained from renewable raw materials (castor oil).



PRODUCT BENEFITS



Ideal for sensitive areas of application

Kindergartens, hospitals or schools – the waterproofing is ideally suited for sensitive areas.



Solvent-free and odourless

The waterproofing can even be applied when the air conditioning is in operation without any problems.



Heat resistant for a short time

The liquid waterproofing is heat resistant up to 250 °C for a short time, making it suitable for use under melted asphalt.



Radon resistant

When used in combination with **KEMPERTEC EP5**, **KEMPEROL 2K-PUR** meets the requirements of the Radiation Protection Act.



PROPERTIES

FIELDS OF APPLICATION

KEMPEROL 2K-PUR is suitable as surface waterproofing and for joints when used in combination with **KEMPEROL 165 Fleece**.

CONSUMPTION

Depending on the condition of the substrate, at least 3.0 kg/m²

PROCESSING TIMES

Processing time approx. 30 minutes

Rainproof after approx. 2 hours

Can be walked on after approx. 16 hours

Cured after approx. 72 hours

STANDARD COLOURS



Yellow-grey
RAL 7034



Anthracite
RAL 7016

AVAILABLE SIZES

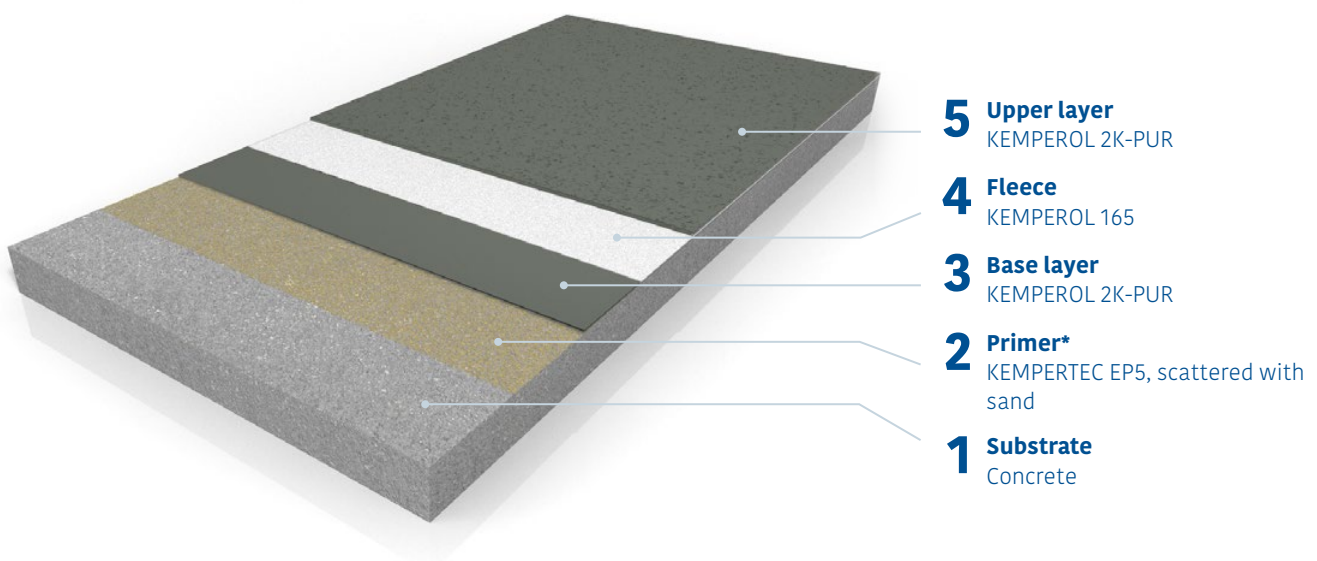
- 10 x 1 kg sachets in cardboard box
- 2 x 2.5 kg sachets in plastic bucket
- 12.5 kg in plastic container





KEMPEROL 2K-PUR SYSTEM SOLUTION

Quality has a system at KEMPEROL – In our product portfolio, we offer a custom-fit solution for every project you want to realize. The systems are easy to implement and have maximum effect. Set your own standard in precision and quality.



* Please follow the primer instructions.

A SELECTION OF SUITABLE PRODUCTS

KEMPEROL also offers you supplementary materials for your successful project. Powerful individually – unbeatable in combination.



FLEECE

KEMPEROL 165

For adjusting the layer thickness and reinforcement for KEMPEROL waterproofing



PRIMER

KEMPERTEC TPO

Specially developed for polyolefin-based plastics



PRIMER

KEMPERTEC EP5

Can be used at temperatures from 5 °C



PRIMER

KEMPERTEC GLASS PRIMER

The optimal bonding agent for use on glass



ACCESSORIES

KEMPEROL 2K-PUR SPEEDSHOT

The accelerator



PRIMER

KEMPERTEC FPO

Specially developed for polyolefin-based plastics

WE WOULD BE HAPPY TO ADVISE YOU!

TECHNICAL HOTLINE
+49 (0)561 8295-5555

ALL PRODUCT DETAILS AT
kemperol.com

BRIEF GUIDE

QUICK AND EASY TO APPLY

Thanks to its quick and easy handling, **KEMPEROL 2K-PUR** can be applied in just a few steps – both for detailing work and on surfaces.

APPLICATION VIDEO



You will find all the steps of the process in our video. Just scan the QR code and get started!



1 Preparation

The substrate must be free any substances that may reduce adhesiveness, such as dust and grease. Pre-treat individual substrates according to the primer recommendations. Mask off areas that are not to be primed.



2 Priming

Start by priming joints and structural details, and then apply **KEMPERTEC Primer** to the remaining surface in a cross-cross pattern. Make sure to follow the primer recommendations.



3 Execution of detailing work

Transfer the **KEMPEROL 2K-PUR** to a new pot after mixing to avoid mixing errors. Detailing work should be carried out first, e.g. on roof edges or wall flashings, so that the waterproofing can then be applied to the surface.



4 Surface waterproofing (base layer)

Apply 2/3 of the material as the first layer on the substrate.



5 Working in fleece

Roll the **KEMPEROL 165 Fleece** into the still-wet first layer of **KEMPEROL 2K-PUR**, overlapping by at least 5 cm.

For subsequent coating with **KEMPERDUR** products, the **KEMPEROL 165 fleece** should be laid butt-jointed using the **KEMCO RS** reinforcement strip.



6 Surface waterproofing (upper layer)

The final layer of **KEMPEROL 2K-PUR** is then applied wet-on-wet until the fleece is completely saturated.


KEMPEROL 2K-PUR IN USE

Löwenburg, Kassel

Waterproofing of a listed UNESCO World Heritage Site

To make sure visitors will forever be able to enter and tour a castle in all weathers, special requirements must be met: the preservation of the building's fabric and character on the one hand, visitor safety on the other.

Reliably waterproofing the tower, as well as platforms and walkways, and making them accessible to visitors presented a real challenge. Here, it was not only a matter of flawlessly waterproof the building, protecting it against weathering and bringing it into a modern condition, but also of preserving the authenticity of the historic building's appearance.





PROJECT DATA

OBJECT: Löwenburg

LOCATION: Kassel

YEAR OF EXECUTION: 2018

SPECIALIST: Wilhelm Bedachungen GmbH,
Schumann Dachdecker GmbH & Co.

PRODUCTS: KEMPERTEC Primer
KEMPEROL 2K-PUR Waterproofing
KEMPERDUR AC Finish transparent
with KEMPERDUR CQ





St. Marien nursery, Stegaurach

New replacement building with flat roof

For the renovation of the St. Marien nursery, new standards had to be met in energy efficiency, fire protection and comfort. For this reason, the sponsoring church decided on a new replacement building with a flat roof. The solvent-free and odourless **KEMPEROL 2K-PUR** was used on behalf of architect Thomas Schwerdtner for waterproofing the approx. 1,750 m² flat roof, which features areas with different slopes.



PROJECT DATA

OBJECT: St. Marien nursery

LOCATION: Stegaurach

YEAR OF EXECUTION: 2016

SPECIALIST: Amschler Flachdachbau GmbH

PRODUCTS: KEMPEROL 2K-PUR



Station platform roofing, Miskolc, Hungary

Concave roof construction

KEMPEROL has been protecting the platform roofing of the largest railway station in Miskolc since 2016. Very strict safety rules applied to the work on the total 2,600 m² area, as it took place in the direct vicinity of a high-voltage line and with constant train traffic. The roof construction consists of individual, interconnected square reinforced-concrete elements. Each element is concavely curved and supported by a central buttress. In order to protect the building fabric and extend the service life of the structure, long-term waterproofing is indispensable.

PROJECT DATA

OBJECT: Bahnsteigüberdachung Tiszai

LOCATION: Miskolc, Hungary

YEAR OF EXECUTION: 2019

SPECIALIST: Enterol Kft

PRODUCTS: KEMPERTEC EP5 Primer
KEMCO Natural Quartz
KEMPEROL 2K-PUR Waterproofing





PROJECT DATA

OBJECT: Städel Museum

LOCATION: Frankfurt am Main

YEAR OF EXECUTION: 2011

SPECIALIST: PB Flachdachbau GmbH, Borcheln

PRODUCTS: KEMPERTEC EP5 Primer
KEMCO Natural Quartz
KEMPEROL 2K-PUR Waterproofing

Städel Museum, Frankfurt am Main

Green roof with skylights for art

The Städel, prominently located on the Museumsufer in Frankfurt, is a permanent fixture in the German museum landscape. The spectacular new building – an underground art gallery in the garden, visible from the outside through a dome-shaped vault and 195 circular skylights – has since brought the Städel enormous public and media popularity.

The geometry of the 195 circular skylights that break through the roof surface is difficult to waterproof, so the architects planned to use liquid waterproofing right from the start.





SERVICE, ADVICE AND CONTACT INFORMATION

FOR PROFESSIONALS, BY PROFESSIONALS

One of the quality features of KEMPEROL is its local accessibility to the user. We also embody this philosophy when it comes to our service. Our expert advisers are there for you worldwide, thanks to our international locations and sales networks. Technical advice, training or on-site project support – KEMPEROL supports you through to the optimal result of your project.

OUR SERVICE PROMISE

- ✓ Expert advice from the product to the finished project
- ✓ Preparation of maintenance plans
- ✓ Worldwide support and training on site

ANY QUESTIONS?

WE WOULD BE HAPPY TO ADVISE YOU!



Technical hotline

+49 (0)561 8295-5555

Mon.-Thu.: 7.30-17.30 h

Fri.: 7.30-15.30 h




Sales hotline

+49 (0)561 8295-5568


Mon.-Thu.: 7.30-17.30 h

Fri.: 7.30-15.30 h


LOOKING FOR MORE
KEMPER SYSTEM?

 @KemperSystemGermany

post@kemper-system.com

 @KemperSystem

kemper-system.com

 @KemperSystemGermany

kemperol.com



KEMPER SYSTEM GmbH & Co. KG
Holländische Straße 32-36 | 34246 Vellmar, Germany
Tel. +49 (0)561 8295-0 | post@kemper-system.com

